

SEATING SERIES



A to Z
OFFICE FURNITURE (P) LTD.



① MESH SERIES



Introducing the **A to Z High-Back Executive Chair**, a symbol of sophistication in the office. Featuring a glass-filled nylon backrest, this elegant chair ensures optimal seating posture during long, demanding work hours.



The Syncro Kneetilt mechanism, with its multi-position lock and seat slider, enables you to customize the chair to your preferred seating position.

Specification

- Featuring a glass-filled nylon backrest and breathable mesh seat, this chair offers exceptional comfort.
- It includes 3D adjustable armrests with gel PU pads, an adjustable headrest, and a Syncro knee tilt mechanism with multi-position lock and seat slider.
- The chair is built with a durable aluminum die-cast base, nylon casters, and a class 4 gas lift.

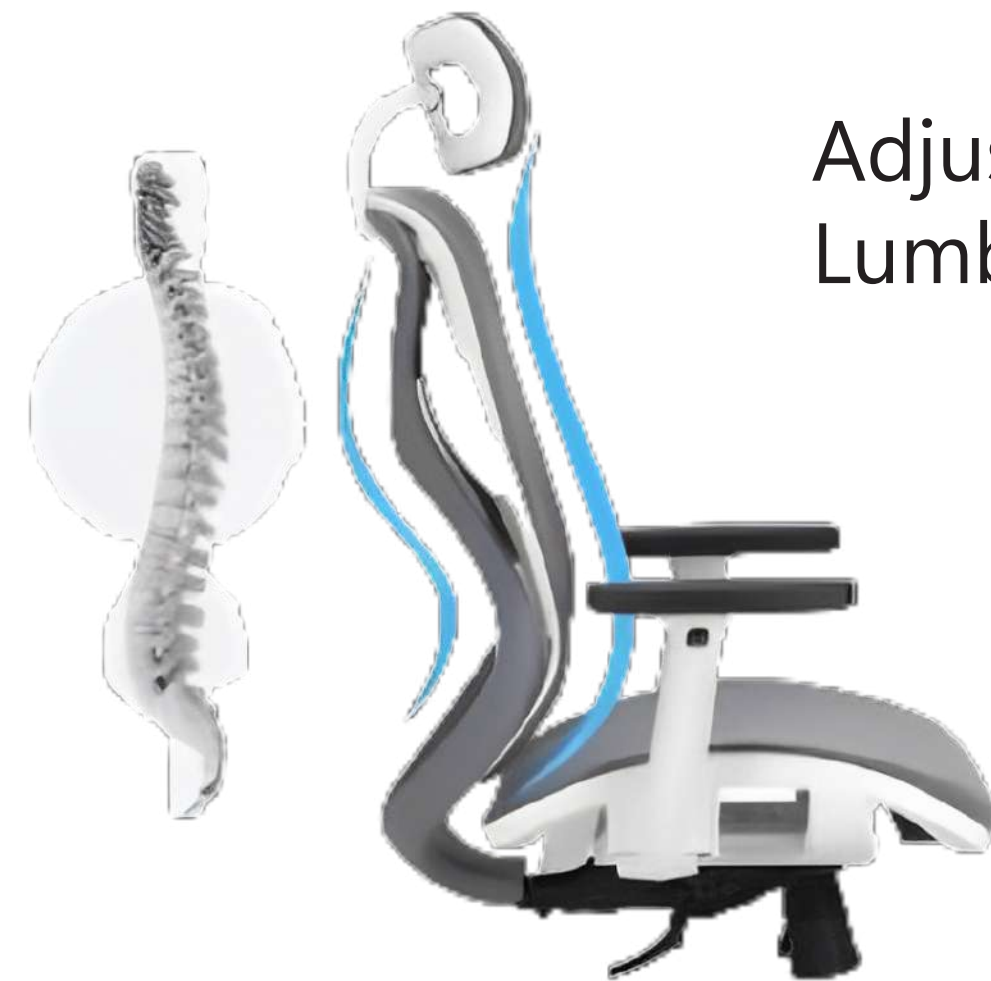


The 3D adjustable armrest, featuring a gel PU pad, offers a soft and comfortable support base.



A glass-filled nylon backrest combined with a premium breathable mesh seat ensures superior comfort.

HECTOR combines comfort and style, offering both high back and mid back options. Designed for optimal comfort during work, this ergonomic chair provides excellent back and arm support. Users can choose between a cushion seat or a mesh seat for their preferred comfort level.



Adjustable
Lumbar support



Multi angle locking
backrest tilt mechanism



3D Adjustable armrest
with gel PU pad.

Aluminium base with
fabric upholstery (without headrest)



Specification

- Featuring a glass-filled nylon backrest and a choice of mesh or fabric upholstery for the seat, this chair offers versatile comfort.
- It includes 3D adjustable armrests with PU pads, an adjustable headrest (on high-back models), and lumbar support.
- The Syncro knee tilt mechanism with multi-position lock and seat slider ensures ergonomic flexibility.
- Finished with nylon castors and a class 4 gas lift, it's designed for durability and smooth mobility.

CLASSY

MESH SERIES

The **CLASSY** Series is a high-performance chair that blends elegance with wellness. It adapts dynamically to your movements, offering exceptional support as you sit. The innovative combination of mesh fabric and a responsive chair back frame ensures unmatched comfort and intuitive support, resulting in optimal body alignment.



The syncro Kneetilt with multi position lock and seat slider allows to adjust the chair according to the preference and current seating position.

Specification

- **3D Adjustable Armrests:** Feature gel PU pads for a soft, comfortable base.
- **Adjustable Headrest:** Customizable for optimal neck support.
- **Free-Floating Synchro Knee Tilt Mechanism:** Allows natural movement and flexibility.
- **Designer Mesh Upholstery:** Provides breathability and a modern look for both seat and back.
- **Seat Slider Function:** Offers extended thigh support.
- **Aluminum Base with 360-Degree Swivel:** Ensures smooth movement and durability.



3D adjustable armrest with gel PU pad, which provides a soft, comfortable base.



premium breathable mesh back provides comfort.

ECLIPSE

MESH SERIES

ECLIPSE is a mesh chair loaded with ergonomic features, ensuring full-body comfort and ease during long work hours. It includes an advanced adjustable lumbar support for the back, making it ideal for those who spend significant time sitting. This ergonomic design helps maintain comfort and prevent discomfort while working.



Profiled mesh adjustable
(Vertical & Horizontal) backrest
for lumbar support

Specification

- **Synchronous Mechanism:** Offers multi-position tilt lock for customized recline.
- **Smooth Height Adjustment:** Effortlessly adjust seat height.
- **Adjustable Headrest:** Independently customizable for optimal comfort.
- **3D Adjustable Armrests:** Features soft PU pads for added comfort.
- **Class 4 Gas Lift:** Ensures reliable and smooth lifting.



Adjustable armrests
(up-down, forward-backward,
sides) with soft PU pads



Seat slide adjustment



The **SERENITY** chair is a groundbreaking ergonomic office chair designed for the modern employee. It caters to all your needs, whether you're working from the office or from home.



Head Rest



Adjustable armrests
with soft PU Foam seat



Seat Height Adjustable
for comfortable position

Specification

- **Medium-Size Gas Lift:** Allows for seat height adjustment.
- **Molded Seat:** Upholstered with high-quality fabric.
- **Designer Backrest Frame:** Features nylc mesh for breathability.
- **Tilt Mechanism:** Offers adjustable reclining.
- **Armrests:** Available in fixed or 2D adjustable options.



AQUA-FLEX is the ideal office chair designed to provide continuous support throughout the day. Its advanced seating system and ergonomic cushioning ensure comfort and improve body posture, keeping users at ease all day long.



Adjustable armrests with soft PU Padding



Seat height adjustment lever



Fabric Upholstered Cushion Seat



AN 70 mesh for breathability

Specification

- Fabric Upholstered Cushion Seat
- One Way Adjustable Arms Nylon Base
- AWSM (Auto Weight Sensing Mechanism)



RELAXA

MESH SERIES

The **RELAXA** Chair with headrest provides the essential support to optimize your work performance. It includes an adjustable headrest, a reinforced mesh back for enhanced breathability, and a pivoting ergonomic backrest to ensure superior lumbar support. This chair is a straightforward and adaptable choice for any office environment.



Seat height adjustment
Flip lever Up/ Down
to adjust

Specification

- Contoured frame that follows spinal curves
- Adjustable headrest, chair back, seat, armrests
- Tilt back mechanism
- Nylon base with smooth castors
- Breathable mesh back



IS 20D Mesh for
breathability



Dual frame flexible for
lumbar support/ Dynaflex
mechanism for ultimate
comfort



EMBER

MESH SERIES

Get ready for a comfortable workday in the **EMBER** ergonomic mid-back mesh executive chair. Featuring adjustable lumbar support and high-density foam, it provides cushioned comfort throughout your sitting experience.



Easy reach height adjustable controller and multi synchro tilt lock



Mesh back for air circulation



Adjustable armrest



360 Degree Smooth Swirl Motion 60mm Wheel Castor

Specification

- Nylon back with fire retardant mesh
- Adjustable armrest with soft PU pad
- Breathable mesh back
- 5 prong nylon base with smooth castors



SPINDLE

MESH SERIES

The **SPINDLE** office chair is ergonomically crafted to ensure maximum comfort throughout your long workday. Its durability and adjustability cater to your specific needs, while its aesthetic design makes it a perfect fit for any workspace or home office.



Breathable Mesh



Adjustable Armrest



PU Moulded Cushion Seat



Strong Nylon Base & 50mm nylon castor

Specification

- Synchronous mechanism with multi position tilt lock
- Smooth seat height adjustment
- Independent headrest adjustment
- 3D adjustable armrests with soft PU pads
- Stable nylon base with soft castors
- Gas lift class 4



GLIDER

MESH SERIES

Thoughtfully designed, this office chair provides optimal comfort and conforms to your body's contours. Featuring a mesh design and adjustable lumbar support, this fabric-upholstered chair is an excellent addition to any office or home space.



Adjustable Headrest



Adjustable Lumbar



Hydraulic Height Adjustment
and Padded Armrest



Twin Wheel Castors

Specification

- Fixed/2D Adjustable armrest
- Adjustable height with class 4 hydraulic lift
- Adjustable headrest
- Adjustable lumbar support
- Breathable mesh back
- 5 Prong nylon/chrome



This smart ergonomic office chair combines versatility with user-friendly controls, making it a highly desirable choice. It offers excellent performance and exceptional value.



Seat height adjustment
Flip lever Up/ Down
to adjust & Single lock
synchro system

Specification

- 2D Adjustable/fixed armrest along with PU pad
- Adjustable lumbar support
- Synchro mechanism with single lock
- Class 4 Gas lift providing



Mesh Back with
Good Breathability



PU Molded Seat/
50mm castor wheel/
100mm Gas Pump



INSIGHT

The **INSIGHT** office chair is expertly designed to provide continuous support throughout the day. Its advanced seating system and ergonomic cushioning ensure lasting comfort and promote proper body posture, making it an ideal choice for extended use.

Specification

- Breathable air mesh back
- Adjustable lumbar support
- Seat height adjustable
- Single-lever locking synchro mechanism
- Class-4 Gaslift



ELEGANCE

MESH SERIES

Unlock your full productivity potential with our **ELEGANCE** chair, designed to perfect your office space. Embrace luxury and comfort while staying true to yourself—it's more than just a chair, it's your partner in productivity.

Specification

- Fixed/2D Adjustable armrest
- 360 Degree swivel bases
- Multi-tilt Lock with Tension Control
- Adjustable headrest
- Hydraulic Gas Lift Class 4



EVO

MESH SERIES

A chic office chair featuring a breathable mesh backrest for excellent airflow. Equipped with a synchronous motor that adapts to your body's movements and adjustable armrests, it ensures a comfortable sitting experience throughout the workday.



Breathable Mesh



Adjustable Armrest



PU Moulded Cushion
Seat & Synchro mechanism



Adjustable Lumbar Support

Specification


- Ergonomically designed mesh back
- 2D adjustable armrests with soft PU pads
- Synchronised mechanism
- Gas lift class 4
- Stable nylon base with smooth castors



APEX

MESH SERIES

APEX is the perfect solution for all your office requirements. This ergonomic office chair features a backrest designed to alleviate stress on your spine and lower back. It includes fixed armrests to provide essential comfort for your arms while you work. With the APEX chair, you'll experience optimal comfort and support, significantly boosting your productivity.



Breathable Mesh



Fixed Armrest



Adjustable Height



Heavy Duty Corrosion

Specification

- PP Fixed Armrest
- Nylon base with smooth castors
- Tilt back Mechanism
- Class 4 Gas Lift



PINNACLE

A chic office chair featuring a breathable mesh backrest to ensure excellent airflow. This chair includes a synchronous mechanism that adapts to your body's movements and has adjustable armrests for a comfortable seating position throughout your workday.

Specification

- Metal framed mesh back
- Fixed/2D adjustable armrest
- Nylon base with smooth castors
- Class 4 gaslift
- Pushback Mechanism



VERO

VERO is a unique and exceptionally comfortable ergonomic chair. It supports proper posture by keeping your back straight and aligned. Its natural finish adds a touch of refined elegance.

Specification

- Contoured frame that follows spinal curves
- Tilt back mechanism
- Breathable mesh back



The **Vortex** Chair is crafted for those who seek a sleek and airy design with a breathable mesh back at a budget-friendly price, all while ensuring excellent comfort and practical features.



PU (Foam) frame construction
with a Fiber base

Specification

- Mesh back chair with fabric upholstered seat
- Fixed armrest
- Center tilt mechanism
- Class 4 gas lift



120mm Height Gas Lift



Centre Tilt Mechanism



Twin Wheel Nylon Castors





2

LEATHER SERIES

AERO~FLEX

The **AERO-FLEX** Office Chair combines modern elegance with exceptional design, embodying sophistication and vitality. It seamlessly blends comfort, practicality, and style, creating a refined and relaxed workspace.

LEATHER SERIES

Specification

- Back & seat : Leatherette/ Faux Leather
- Armrest : Metal Chrome Armrest (Fixed)
- Mechanism : Synchronized mechanism, 4 position locked
- Gaslift : Class 4
- Base : Aluminum/metal Base with smooth castors



AERO-FLEX chair with fixed leg



Medium Back AERO-FLEX Chair



High Back AERO-FLEX Chair



EUREKA

The **EUREKA** Chair transforms the classic 'V' back design. Perfect for those seeking a stylish, modern chair, it combines contemporary aesthetics with the proven benefits of the traditional 'V' back, ensuring optimal comfort and effectiveness.

LEATHER SERIES

Specification

- Backrest: Plywood and high density cutting foam upholstery with Leatherette/ Faux Leather
- Seat: plywood and molded foam upholstery with Leatherette/ Faux Leather
- Armrest : Adjustable armrest, with the soft PU arm pad
- Mechanism: Knee tilt mechanism
- Gaslift : BIFMA Standard, CLASS 4
- Base: Aluminum base
- Castors: BIFMA Standard nylon castor



Medium Back EUREKA Chair



EUREKA Chair with fixed back



VORTEX

The **Vortex** Chair is crafted for those who seek a sleek and airy design with a breathable mesh back at a budget-friendly price, all while ensuring excellent comfort and practical features.

LEATHER SERIES

Specification

- Backrest: Plywood and high density cutting foam upholstery with Leatherette/ Faux Leather
- Seat: plywood and molded foam upholstery with Leatherette/ Faux Leather
- Armrest : Adjustable armrest, with the soft arm pad
- Mechanism: Synchronized mechanism can lock in any position
- Gaslift : BIFMA Standard, CLASS 4
- Base: Metal/Chrome base
- Castors: BIFMA Standard nylon castor



DIRECTOR'S

LEATHER SERIES

The **Director's Chair**, available in various color options with a sleek chrome metal finish, combines comfort with style. This collection is undoubtedly one of the most sought-after choices for conference rooms, management offices, or executive settings.

Specification

- Backrest: Plywood and high density cutting foam upholstery with Leatherette/ Faux Leather
- Waterfall seat with molded foam upholstery with ,Leatherette/ Faux Leather
- Aluminum base
- Pneumatic Gas height adjustment



LUMINOUS

LEATHER SERIES

Wrapped in channel-tufted eco-leather, the ergonomically-designed VIVID Chair boasts a curved backrest for optimal lumbar support. The five-point base with hooded caster wheels ensures essential mobility. Combining practicality with style, a lever-operated pneumatic lift allows for easy seat height adjustment, while tilt control lets you modify your seating angle.



Specification

- Leatherette Seat and Back
- Chrome Frame
- Multi-Lock Mechanism
- Fixed Chrome Arms
- Chrome Base with smooth castors

The **EUREKA** Chair transforms the classic 'V' back design. Perfect for those seeking a stylish, modern chair, it combines contemporary aesthetics with the proven benefits of the traditional 'V' back, ensuring optimal comfort and effectiveness.



Specification

- Arms: PU (Polyurethane) Arms
- Base: Durable Nylon Base
- Adjustment Mechanism: Smooth Gas Lift
- Upholstery: Fabric Tapestry
- Tilt Mechanism: Synchro Knee Tilt and Synchro Tilt

VERVE

Sculpted with precision, the **VERVE** could completely transform your expectations of what a chair can be.



FABRIC SERIES

Specification

- Arms: PU Adjustable Arms
- Base: Sturdy Nylon Base
- Adjustment Mechanism: Effortless Gas Lift
- Upholstery: Premium Fabric Tapestry
- Features: Amazing Design, Great Finish, Top Quality

SERENE SIT

FABRIC SERIES

With its intuitive design and contoured seat back, **SERENE SIT** promotes optimal posture by offering strong support to the back, especially the lumbar and pelvis areas. Its ergonomic features further enhance overall comfort.

Specification

- Adjustable Seat Height
- Armrest
- Metal Based Frame
- Locking Mechanism



HARMONY

FABRIC SERIES

Crafted with attention to detail and a keen sense of style, the **HARMONY** collection exudes sophistication and aims to be both practical and visually appealing. Its smooth, rounded shapes enhance the sleek, modern aesthetic of contemporary office environments.

Specification

- Comfortable office chair upholstered in bonded leather/fabric Padded seat and back for all-day comfort.
- Fully adjustable height with 360-degree swivel rotation Solid material, rest assured purchase, easy to take together.
- The ergonomic design can relieve your tired feeling and pressure during long workdays.



3

FABRIC SERIES




Choice Of Materials

Fabric



AZ-F-BLACK



AZ-F-GREY



AZ-F-MAROON



AZ-F-BROWN



AZ-F-LIGHT BROWN



AZ-F-RED



AZ-F-ORANGE



AZ-F-BLUE



AZ-F-SKY BLUE



AZ-F-GREEN




AZ-F-OLIVE GREEN




AZ-F-OFF WHITE


Mesh




AZ-M-BLACK




AZ-M-GREY




AZ-M-RED



AZ-M-GREEN



AZ-M-ORANGE



AZ-M-BLUE

Leather



AZ-L-BLACK



AZ-L-DARK GREY



AZ-L-BROWN



AZ-L-LIGHT BROWN



AZ-L-RED



AZ-L-ORANGE



AZ-L-BLUE



AZ-L-OFF WHITE



AZ-L-BURGUNDY



AZ-L-SURF BLUE



AZ-L-TAN



AZ-L-PARCHMENT



A to Z

OFFICE FURNITURE (P) LTD.



Available At



GeM
Government
e Marketplace

Corporate Office Add:- F-11/A, 1st Floor Dilshad Colony, Delhi-110095

Factor Add:- A-6/2, Basement, Near Gas Lab Asia, Jhilmil Indl. Area, Delhi-110095

Factory Contact:- 011-41648297, +91-9911362272, 9628092076, 9870682328

Office Contact:- 011-49876385, +91-9711682272, 9540592995, 9540005806

query@atozfurniture.com

www.atozofficefurniture.com

